

Community : Who, Where, What, When?

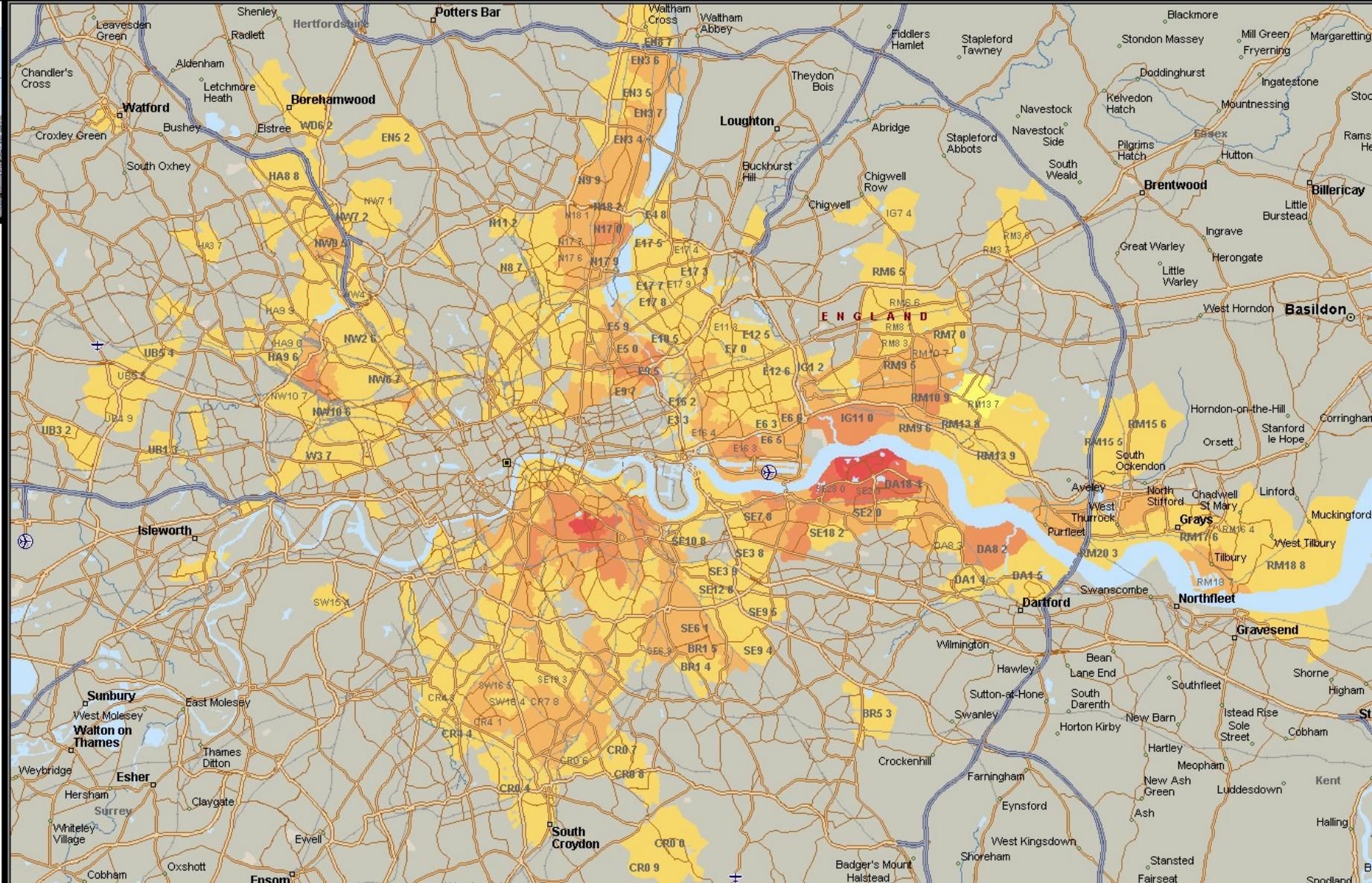
Trevor Phillips

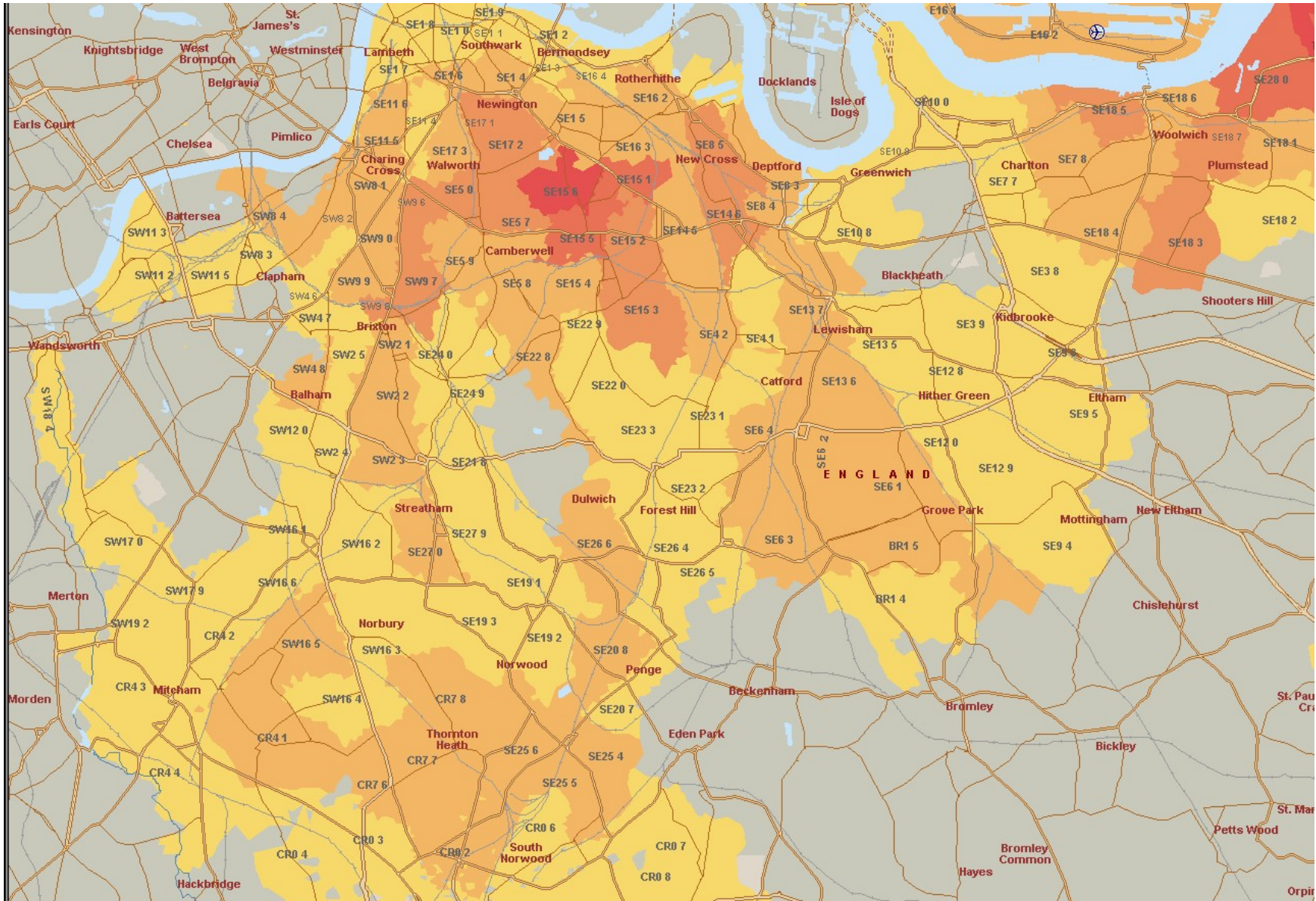
Chairman, Webber Phillips

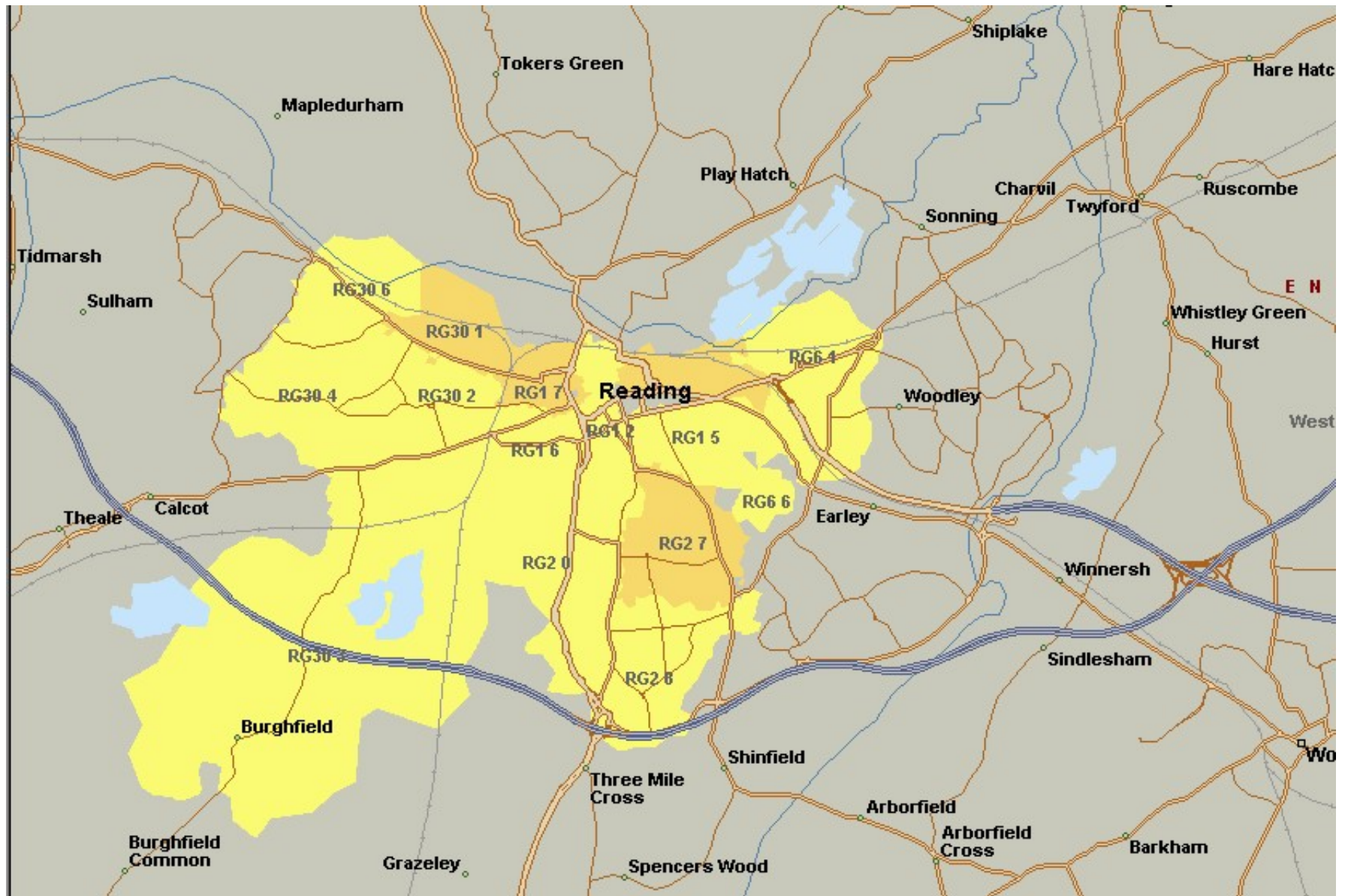
National Community Engagement Conference

3rd March 2026

Legend and overview







Semi – autonomous communities

Total Adults	55,877,959
AAA : ENGLISH	31,532,518
BAA : SCOTTISH	4,952,640
BAB : WELSH	3,275,254
BBB : IRISH	3,147,287
KAA : HINDU INDIAN	951,022
IIZ : KASHMIRI AND AFGHAN	825,047
IHZ : PAKISTANI	761,877
EIA : POLISH	692,137
HAA : BLACK CARIBBEAN	586,744
IZZ : OTHER MUSLIM	579,966
DHA : ITALIAN OR MALTESE	549,978
DDA : GERMAN	539,743
HBA : NIGERIAN	511,022
CAA : SPANISH	453,756
HDZ : BLACK SOUTH AFRICAN	451,186
EOA : ROMANIAN	450,972
DAI : FRENCH OR WALLOON	423,616
JAA : SIKH	420,344
OCA : PORTUGUESE OR BRAZILIAN	331,129
EPZ : RUSSIAN OR UKRAINIAN	310,024
DCA : DUTCH OR FLEMISH	291,473
IKA : BANGLADESHI	276,777
KBA : TAMIL OR SRI LANKAN	252,639
HZZ : OTHER BLACK AFRICAN	235,237
ELZ : BALTIC STATES	232,326
HCA : GHANAIAN	225,592
ICA : TURKISH	218,602
BBA : NORTHERN IRISH	195,808
IBZ : SOMALI	192,441
DZZ : SCANDINAVIAN	192,134
EKA : HUNGARIAN	181,195
LBB : CANTONESE CHINESE	176,380
FAZ : GREEK OR GREEK CYPRIOT	174,012
EJZ : CZECH OR SLOVAK	173,772
IJZ : NORTH AFRICAN MUSLIM	170,020
IFA : IRANIAN	141,051
OAA : JEWISH	115,522
EMZ : FORMERLY YUGOSLAV	100,242
LBA : MANDARIN CHINESE	97,770
LZZ : OTHER EAST ASIAN	95,845
LAB : KOREAN	86,883
EMF : ALBANIAN	79,373
LCA : VIETNAMESE	54,913
ENA : BULGARIAN	47,544
HED : ETHIOPIAN	37,155
CBA : FILIPINO	36,040
LAA : JAPANESE	31,688
GBA : ARMENIAN	13,495
KCA : BANGLADESHI HINDU	5,768

Semi-autonomous communities > 250,000

Origins Sub-groups	UK exc NI (Adults)
Total Adults	55,877,959
AAA : ENGLISH	31,532,518
BAA : SCOTTISH	4,952,640
BAB : WELSH	3,275,254
BBB : IRISH	3,147,287
KAA : HINDU INDIAN	951,022
IIZ : KASHMIRI AND AFGHAN	825,047
IHZ : PAKISTANI	761,877
EIA : POLISH	692,137
HAA : BLACK CARIBBEAN	586,744
IZZ : OTHER MUSLIM	579,966
DHA : ITALIAN OR MALTESE	549,978
DDA : GERMAN	539,743
HBA : NIGERIAN	511,022
CAA : SPANISH	453,756
HDZ : BLACK SOUTH AFRICAN	451,186
EOA : ROMANIAN	450,972
DAA : FRENCH OR WALLOON	423,616
JAA : SIKH	420,344
CCA : PORTUGESE OR BRAZILIAN	331,129
EPZ : RUSSIAN OR UKRAINIAN	310,024
DCA : DUTCH OR FLEMISH	291,473
IKA : BANGLADESHI	276,777
KBA : TAMIL OR SRI LANKAN	252,639

Semi-autonomous communities < 250,000

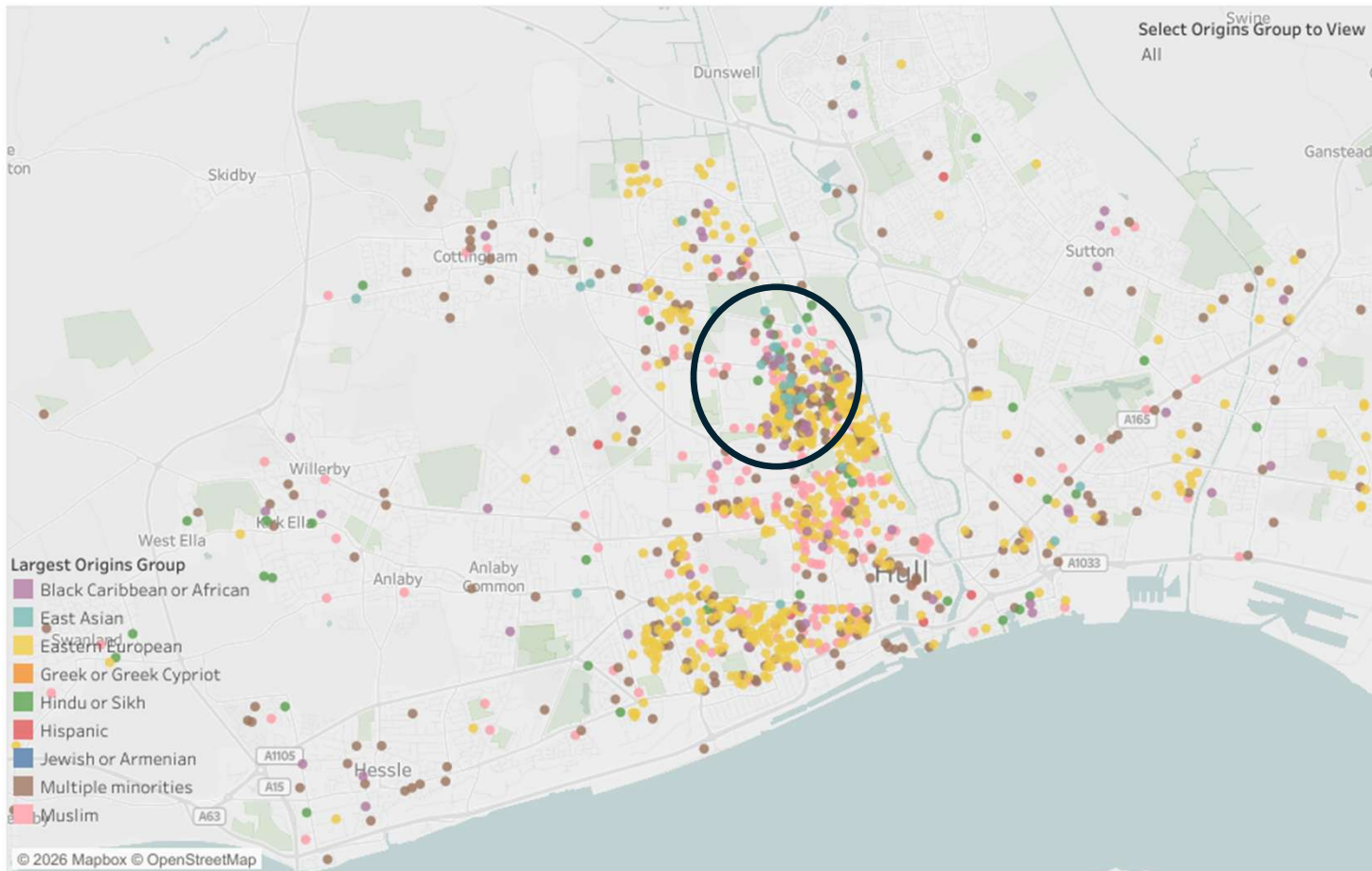
HZZ : OTHER BLACK AFRICAN	235,237
ELZ : BALTIC STATES	232,326
HCA : GHANAIAN	225,592
ICA : TURKISH	218,602
BBA : NORTHERN IRISH	195,808
IBZ : SOMALI	192,441
DZZ : SCANDINAVIAN	192,134
EKA : HUNGARIAN	181,195
LBB : CANTONESE CHINESE	176,380
FAZ : GREEK OR GREEK CYPRIOT	174,012
EJZ : CZECH OR SLOVAK	173,772
IAZ : NORTH AFRICAN MUSLIM	170,020
IFA : IRANIAN	141,051
EMZ : FORMERLY YUGOSLAV	100,242
LBA : MANDARIN CHINESE	97,770
LZZ : OTHER EAST ASIAN	95,845
LAB : KOREAN	86,883
EMF : ALBANIAN	79,373
LCA : VIETNAMESE	54,913
ENA : BULGARIAN	47,544
HED : ETHIOPIAN	37,155
CBA : FILIPINO	36,040
LAA : JAPANESE	31,688
GBA : ARMENIAN	13,495

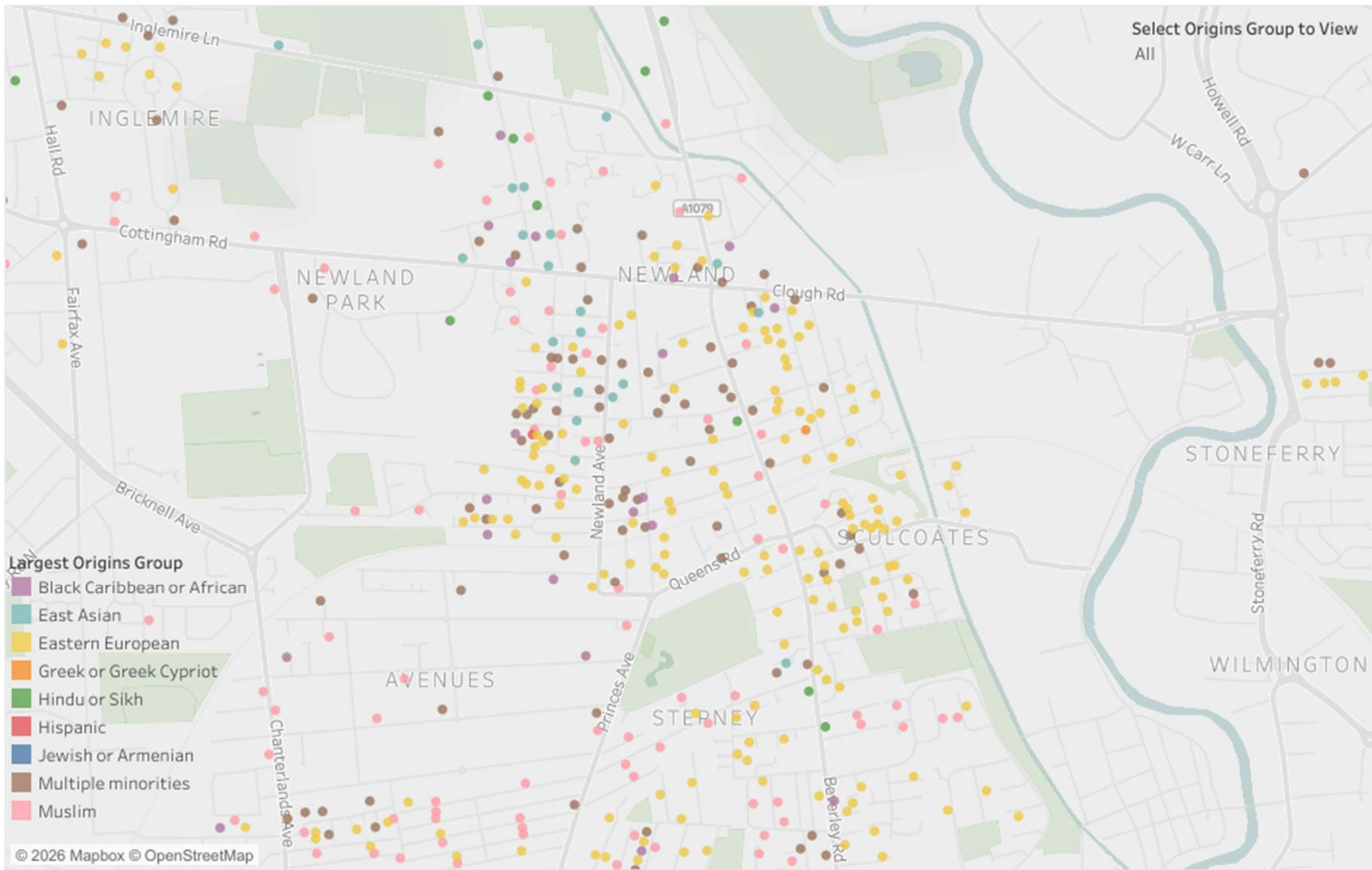


Select English County or Local Authority (Wales, Scotland & NI)
Humberside

Select Local Authority to further filter County - set this filter to (All) before changing County
All

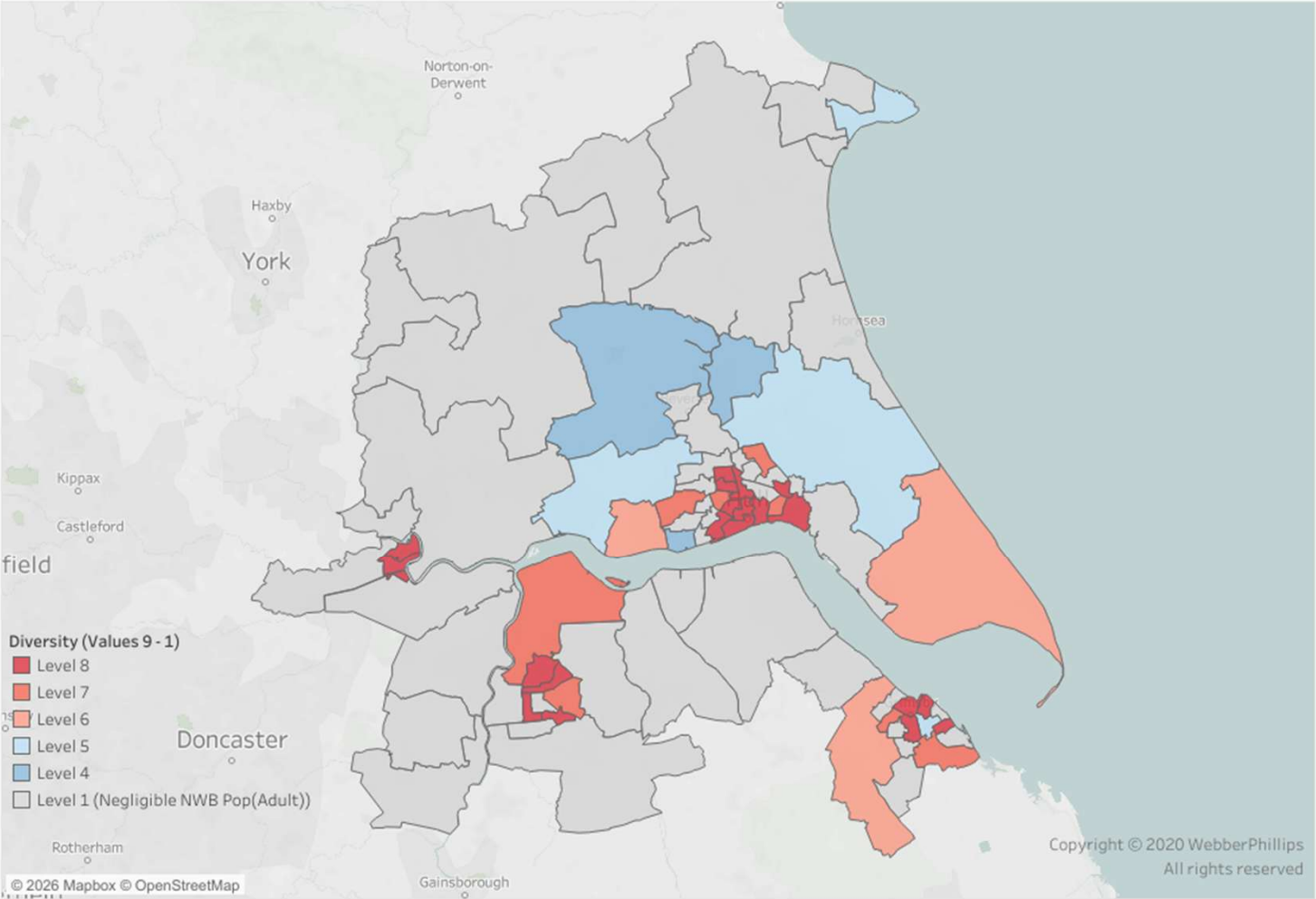
Origins Group



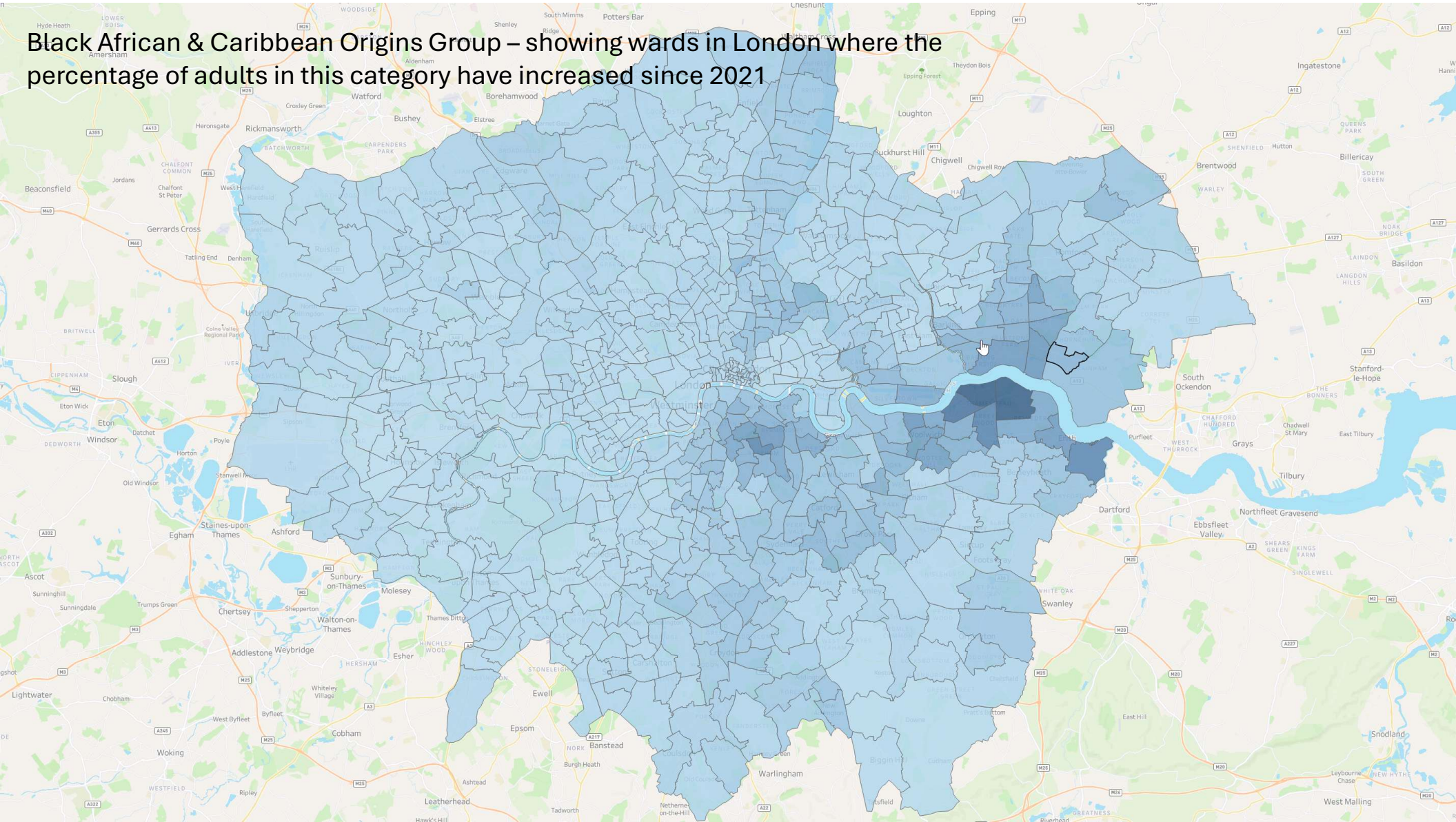


DIVERSITY BY WARD

This map differentiates areas where people from different Non White British communities tend to live in the same postcode (“Melting Pot” type areas) from areas where the majority of the Non White British population belong to a single community (“Parallel Lives” type areas). The diversity value is in the range of 1 to 9. This map is not affected by the selection of either an Origins Group or Sub Group.



Black African & Caribbean Origins Group – showing wards in London where the percentage of adults in this category have increased since 2021



Community : Who, Where, What, When?

QUESTIONS

Trevor Phillips

Chairman, Webber Phillips

National Community Engagement Conference

3rd March 2026